

VISUAL STORY FOR THE NOSE DIVE ASSEMBLY



This visual story is designed for visitors to The Revel Puck Circus show of The Nose Dive Assembly. It contains information and images to help prepare you for your visit.

WHERE TO FIND US:

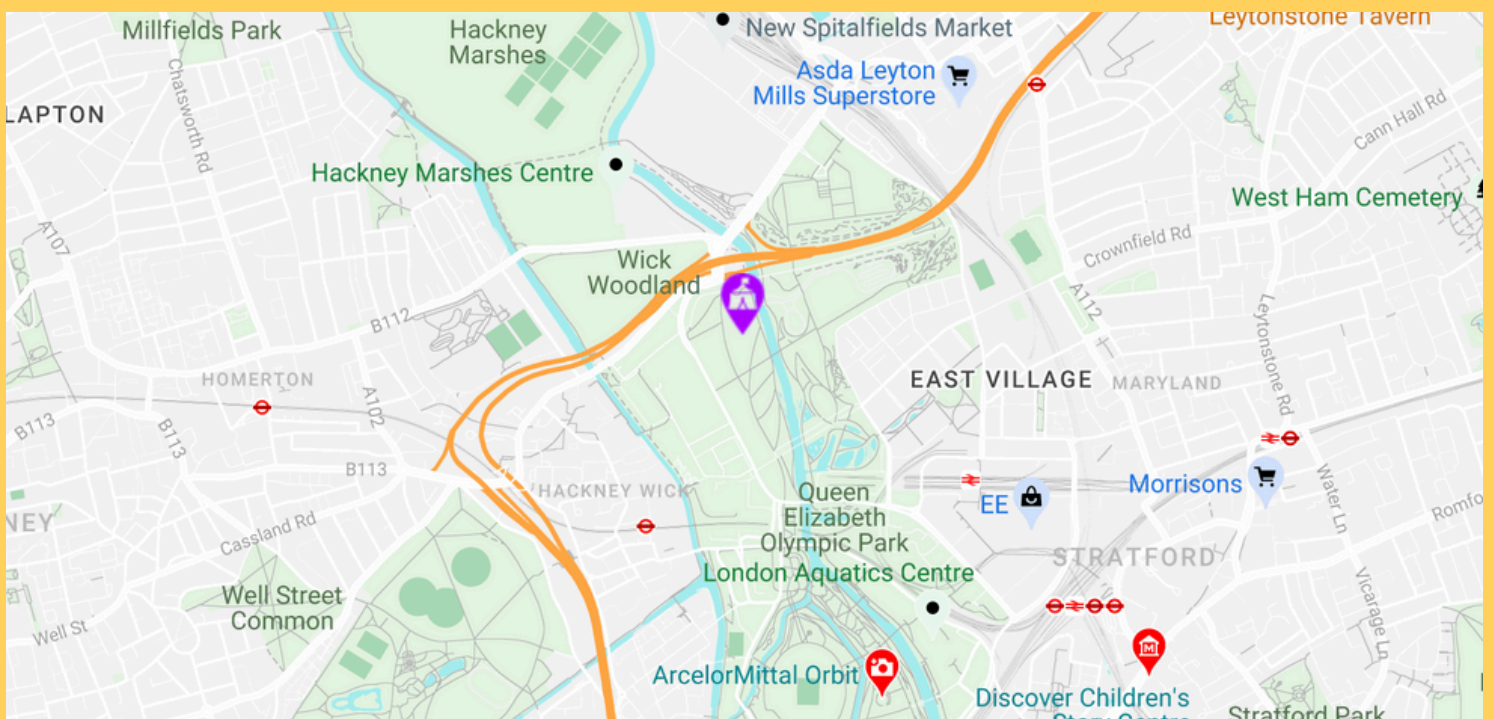
We have set up site in The Queen Elizabeth Olympic Park, Stratford.

We arrived here on the 11th of April and we will leave by the 7th of June.

You can travel to us via foot, bike, public transport, or car.

There is **no onsite parking** and the nearest Parking for Blue Badge Holders is Queen Elizabeth Olympic Park multi storey car park, [map here](#).

Closest Public Transport Links: Hackney Wick Overground, Stratford International and Stratford Train Stations.



THE REVEL PUCK CIRCUS VENUE

The show is being performed in our Big Top tent on our temporary site in The Queen Elizabeth Olympic Park, Stratford.

Here are two photos of the outside of the venue so you know what it looks like from outside.



View from the park



View from Waterden Rd

This is what the entrance looks like.

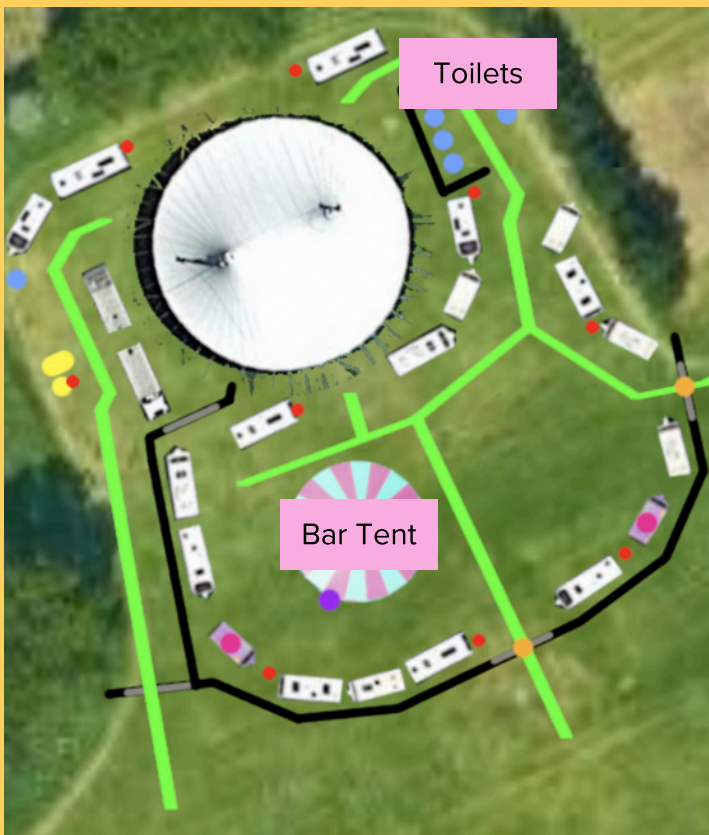


Our site is surrounded by silver fencing to keep us safe and secure. You will enter through two metal gates at the front and under a big red arch. The gates will never be locked when we are open and you are always welcome to leave (and come back!).

INSIDE THE GATES:

You will meet two people in boiler suits at the gates to greet you: **Iona** and **Sorrelle**. They will check your tickets and direct you where to go.

- We recommend that you arrive 30 minutes before the show is due to start to find yourself some seats and grab yourself a drink and/snacks.
- If you don't have your tickets available to scan, then we will need the name which the tickets have been booked under.
- They will also ask if you would like to take part in audience participation. If you say yes, then you will be given a sticker to wear. It is okay to say no at any point to being a participant.



In the gates:

- There is a bar & concessions stand located on the left as you enter
- The Big Top tent (auditorium) will be straight ahead of you.
- The toilets will be ahead and to the right.
- There is trackway around site to lead you to each amenity.


Although every site is slightly different, this is our standard map for the layout of site.

FOOD AND DRINK:

We have food and drinks available in the bar which you are welcome to purchase. We take cash and card payments.

- **Snacks:** Candy Floss, Popcorn, Chocolates
- **Drinks:**
 - Alcoholic and Non-Alcoholic Beers
 - Cider
 - Wine
 - Fizzy Drinks
 - Fruit Juices
 - Water

You will be served in the bar by our trained Front-Of-House staff. They will be happy to help you with anything you might need.






You will see colourful caravans around the field. We live in these caravans whilst working on site. You are welcome to look at and take pictures of them but please respect our privacy and do not enter them or look into the windows.

INSIDE THE TENT:

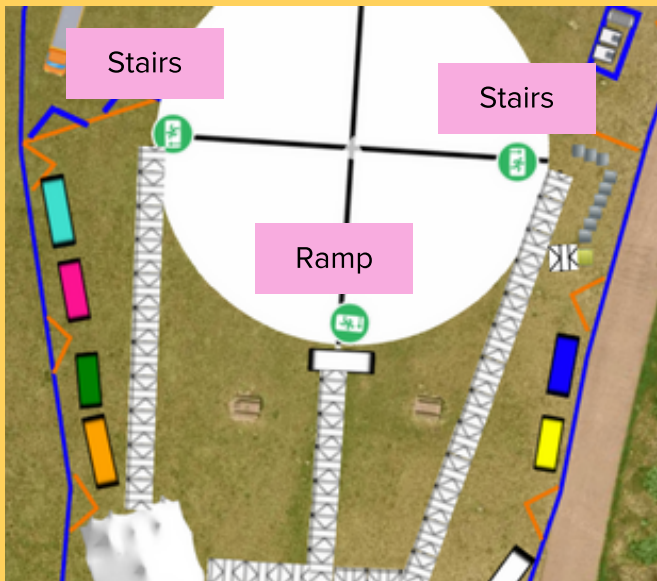
This is the auditorium where the show is performed. The audience will be sat in the red plastic seats in unreserved seating. It will be full of people and might be quite noisy.



This is a picture of the auditorium.



Our seats are made of red plastic and sit at an ordinary dining seat height. They fold down forwards and tuck up again so you can walk through the rows easily.



When you enter the tent, you can enter via the two side doors and walk up these stairs to your seat.

Or you can enter via the front door and use the ramp.



If you are a wheelchair user:

- There are two wheelchair spaces available on the central front row of the seating bank.
- You are welcome to remain in your wheelchair or transfer to a venue seat when you arrive.
- A friend/family member/companion can sit close by so that you can watch the show together.

If you would like step-free access:

- There are seats along the front row which can be accessed via the ramp.

The ramp entrance to the tent



THE SHOW

The stage is in the centre of the tent. This is where the artists perform.

Here is a picture of the stage.



HOW LONG IS THE SHOW?

The show is two hours long with a 20 minute interval in the middle. During this break, the team will rearrange the staging.

The performance will be over when the Pucks team bow and all leave the stage. The lights will go out and the house lights will come up.

CHILL OUT SPACES

If you want to step out from the show at any point, then you are welcome to sit outside the tent, in the field, or in our chill out space at the end of the bar tent. You can re-enter the show when you would like.

WHO IS ON STAGE?



SEBASTIAN **HE/THEY**

Seb performs Teeterboard and Acro-dance. He will also perform in the ensemble in other parts of the show.

FIONA

SHE/HER

Fiona performs the Cyr Wheel and the Wheel of Death. She will also perform in the ensemble in other parts of the show.



EMILY

SHE/HER

Emily performs Teeterboard and the Wheel of Death. She will also perform in the ensemble in other parts of the show.



THORNE

HE/HIM

Thorne performs Cyr Wheel. He will also perform in the ensemble in other parts of the show.



IMANI

SHE/HER

Imani performs Straps. She will also perform in the ensemble in other parts of the show.

POPPY

SHE/HER

Poppy performs High Wire and Hair Hanging. She will also perform in the ensemble in other parts of the show and counterweight other performers.





ANNIE

SHE/HER

Annie performs Cloud Swing and Hula Hoop. She will also perform in the ensemble in other parts of the show and counterweight other performers.

LOUIS

HE/HIM

Louis performs Acrobatics. He will also perform in the ensemble in other parts of the show.



ARIELLE

SHE/HER

Arielle performs as our clown and ring master in this show. She will perform clowning acts and acrobatics



SHOW WALK-THROUGH

The following pages will feature specific details of the performance. If you do not want 'spoilers' then do not continue. We are choosing to share these details because we believe that our work is still enjoyable and impressive and we want our audiences to be able to make the best decision for themselves.

It is important to note that, due to the live nature of our performances, this walkthrough may not be applicable to all shows. For the safety of our performers, and the public, we may make last minute changes to the running order of the performances.

All of our acts are common circus disciplines currently being performed in many UK touring circuses and across the world. They may feel scary to watch but our artists are professionals who have spent many years training to perfect their skills. It is calculated risk and accidents can happen, but are very rare.

WELCOME INTO THE TENT:

If you have received a Participation Sticker at the gate, then you *might* be invited onto stage. There is no pressure to go through with the participation if you have changed your mind.

There will be Artists on the stage when you enter the tent. They may welcome you as you take your seats.

There will be artificial haze in the space when you enter.

Sounds & Lights:

There will be loud Brass Band music playing when you come into the tent and people will be chatting. When the house lights go down (festoons/large fairy lights), then people may cheer and the show is about to begin.

OPENING NUMBER:

The Drone, Birdy, will fly into the space. The Drone is being controlled by a member of our team and will come back throughout the show.

Arielle will speak through a microphone to welcome you to the show. When she is finished, she will jump through a trap door and there will be a sudden blackout on the main stage. There will cue the start of intense instrumental music and some bright lights will spin around the tent.

During this, artists will be carrying rigging equipment and strapping it to ropes which come down from the roof. They have rehearsed this many times and have a professional Rigger who checks the safety every day.

ACT 1: CLOUD SWING

Annie flies close to and above the audience when she performs.

Annie may fall off when she performs. She has a safety rope attached to her and is prepared for this. At the end of the number, she jumps off intentionally.

When rigging and de-rigging the cloud swing, artists may come into the seating bank. Let them pass if they ask to.

ACT 2: ACROBATICS

Imani and Poppy will stand on a platform under the lighted arch and speak into microphones.

At the beginning of the act, there will be a sudden spotlight in the middle of the stage and Louis will pretend to fall or trip throughout the act. This is planned.

ACT 3: HIGH WIRE

There is a planned blackout in the middle of this act. When Poppy sits down on the wire, the lights will go out and the music will cut. Arielle will tell the audience that the generator has cut. This is not true. This is all planned.

Arielle will ask you to take out torches to light the wire for Poppy. This has all been agreed with Poppy and she will only continue if she feels safe.

Poppy will be walking along a long, thin wire throughout her performance. She has a safety wire tied around her waist which will catch her if she falls.

The rigging of the high wire means that you cannot leave out of our side doors during this performance. The front door of the tent is always available as an exit. If you need to leave during this number then our venue team will be able to support you.

Once Poppy reaches her platform again, the act will end. This is when the lights and music will come back on quite suddenly.

ACT 4: HULA HOOP

The stairways will still be busy during this number but you are able to exit the venue if you need.

The Drone comes back during this number and flies around the space.

This number ends in blackout.

ACT 5: CLOWN BELLS

If you have a sticker from the gate, then Arielle may approach you for audience participation. If you do not want to participate then you can just say no.

Louis is playing a Live Drum kit during this act.

ACT 6: TEETERBOARD

During this performance, both Seb and Emily may pretend to fall and/or trip. This has been rehearsed and you are welcome to laugh if you find it funny.

Louis is playing his drums live throughout the act. It is played intervals.

They use big crash mats (which are soft to land on) throughout the act to aid their landing when completing difficult and/risky tricks. This is planned and is just to ensure the safety of everyone.

At the end of the act, Seb and Emily will both jump on one end of the board to make Arielle fly into the air. She will land on a crash mat. You are welcome to laugh at this if you find it funny.

INTERVAL

There will be a 20 minute interval. This gives you time to get a drink or snack from the bar and to use the toilet. Our toilets are portable toilets or 'portaloos'.

During this interval, there will be people on the stage with tools to build and alter out staging. This may be loud. You are welcome to leave the tent and then come back in for the second half once the building has finished.

ACT 7: TREADMILL

Arielle will pretend to fall over whilst on the treadmill. She is okay and this is planned.

Arielle will look panicked and scared. She is just acting and everything has been planned.

The drone will return to the stage during this performance.

ACT 8: HAIR HANGING

In this act, Poppy will be hanging from a ring which is plaited into her hair. This looks sore but Poppy will only perform this number if she feels happy to.

You will see Annie climbing up and down the King Pole with ropes attached to her. She is counterweighting Poppy and helping her move up and down on her rope. They have practiced this sequence like a dance routine and know exactly what the other is planning to do.

ACT 9: CYR WHEEL

There will be very loud music in this act which could be overwhelming. We have a limited selection of ear defenders but we will distribute these to anyone who asks for them or that we think might want some. If you know you might want some ear defenders then we recommend bringing some or asking when you arrive at the gate.

The stage will lift during this act and might be quite loud with a lot of movement. There is no danger to the audience in this act but you must remain seated and **you must not walk onto the stage**.

The lighting will repeatedly change very suddenly throughout the act. There is no strobe lighting.

If you have any concerns about this act, then we recommend that you step out at the end of Hair Hanging and return for Air Track (when the stage is back on the ground).

ACT 10: SEB'S DANCE

The floating stage will swing during this number. You must remain seated. You are safe as long as you **do not walk onto the stage**. Please listen to any venue team members if they ask you to sit down.

The stage will land on the floor at the end of this act.

ACT 11: AIR TRACK

Arielle performs this with the drone, Birdy.

Arielle will appear from the ramp entrance to the tent but you should still be able to exit.

She will pretend to fall over a lot and will slam her body on the floor a lot. This has all been rehearsed and she is safe.

The Drone will bully Arielle in this scene. This has been rehearsed and Arielle is safe.

ACT 12: STRAPS

Imani will fly in from the ramp entrance to the tent. You should still be able to exit.

You will see Seb, Annie and Poppy climbing up and down the King Pole with ropes attached to them. They are counterweighting Imani and helping her move up and down on her ropes. They have practiced this sequence like a dance routine and know exactly what the others are planning to do.

She will transfer from a ZipLine to a single hanging point. This may look like she is stuck but it is planned.

Imani will hang by her neck and feet during this act. This does not hurt and she has practiced this many times.

Imani will orbit around the stage from her straps. She is safe and she has practiced this many times.

There will be a fade to blackout at the end of this act. The lights will come back on for the next act.

ACT 13: FAN SUIT

Arielle will emerge from backstage dressed as a giant drone.

There will be loud club-like music and flashing lights.

ACT 14: WHEEL OF DEATH

There will be loud droning music and low lighting during set up.

This will take a long time to set up. This is to make sure the audience and artists are safe.

Fiona and Emily and do tricks in the wheels as well as climb on the structure. They will only do what they feel happy and safe to do.

ACT 15: FINALE

Arielle will fly from the ramp up into the air and onto the wheel of death. She is tied in on both sides and is safe.

Confetti will fall from the roof at the end of the show.

BOWS

All of the team members will run onto the stage at the end of the show to take their bows. You are invited to cheer for us as we do this. This signals the end of the show.

The stage lights will go off and the house lights will come on. Then you are welcome to leave.

A MESSAGE FROM US

Thank you for visiting The Revel Puck Circus! We are really excited to welcome you into the Big Top tent and to share our show with you - we hope that you enjoy it.

If you think there is any additional information which would be useful to include in this pack, or anything else we can do to help accommodate our audiences, then please email iona@revelpucks.com

If you want to share any access requirements prior to attending the show, so that we can ensure to accommodate any needs, then please email boxoffice@revelpucks.com

**THE
REVEL
PUCK
CIRCUS**